



# THE NEW HUB WORKSHOP #4: ART

October 20, 2022

*Please note that this meeting is being recorded.*

# Welcome!

## Workshop #4: Art

### Agenda

- Welcome & Background
- Feedback & Design
- Site Information
- Design Exercises
- Q&A
- Wrap Up & Next Steps



## Translation Services:



- If you need translation in Spanish, please raise your hands and we will invite you to a separate break out room.
- Questions can also be submitted in Spanish.

- Si necesita traducción en español, por favor levante la mano y le invitaremos a una sala de descanso separada.
- Las preguntas también se pueden enviar en español.

# Meeting Guidelines

## Ask

**Using Chat, 'Q&A', or  
'Raise Hand' function**

*To submit questions during  
the discussion*

---

## Respect

**Others' experiences**

*And recognize the value  
of different perspectives*

## Share

**Your experiences**

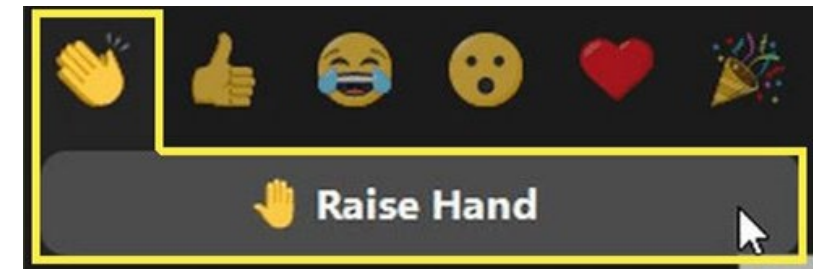

*We welcome your ideas*

---

## Smile

**And have fun**

*We can't wait to hear  
from you!*



# Workshop Objectives

**1. We want to share updates**

**2. We want to hear your input and questions.**



# Background

# Please Participate!

## The Hub's Mission:

The Hub is a youth-led and organized community center, dedicated to supporting current and former foster youth, ages 15 to 25, by providing a safe, welcoming center where foster youth feel a sense of belonging, empowerment, and are offered a variety of services by their peers and other caring community members.



*Photo of The Hub's founding members*

# Meet the Team

## Property & Hub Owner: Santa Clara County

- *Office of Supportive Housing*
- *Social Services Agency*



## Developer: Allied Housing



## Architect and Interior Designer: HKIT Architects



## Arts Consultant: Civic Design Studio





# Foster Youth & TAY

- Transition Aged Youth (“TAY”) typically refers to youth between the ages of 15 and 24 who are "aging out" of foster care in Santa Clara County
- Today, we are also referring to the broad community of former and current foster youth and other stakeholders who are invested in the development of the new Hub



# Previous Outreach

## New Hub Meetings:

- Nov. 28, 2018 Youth Meeting
- Nov. 29, 2018 Staff / Partner Meeting
- Jan. 22, 2019 Youth Meeting
- Jan. 23, 2019 Staff / Partner Meeting
- Aug. 13, 2021 Youth Focus Group
- Aug. 13, 2021 Staff / Partner Focus Group
- July 13, 2022 Workshop #1 Introduction
- August 26, 2022 Workshop #2 Exterior Spaces
- Sept. 22, 2022 Workshop #3 Interior Spaces
- Today Workshop #4 Art

## Community-Wide Meetings:

- August 25, 2021 Community-Wide
- Sept. 21, 2021 Community-Wide
- Oct. 13, 2021 Community-Wide



# Workshop Series & Bimonthly Meetings

## Five-Part Formal Workshop Series:

- Workshops will focus on specific topics
- Presentation followed by open Q&A

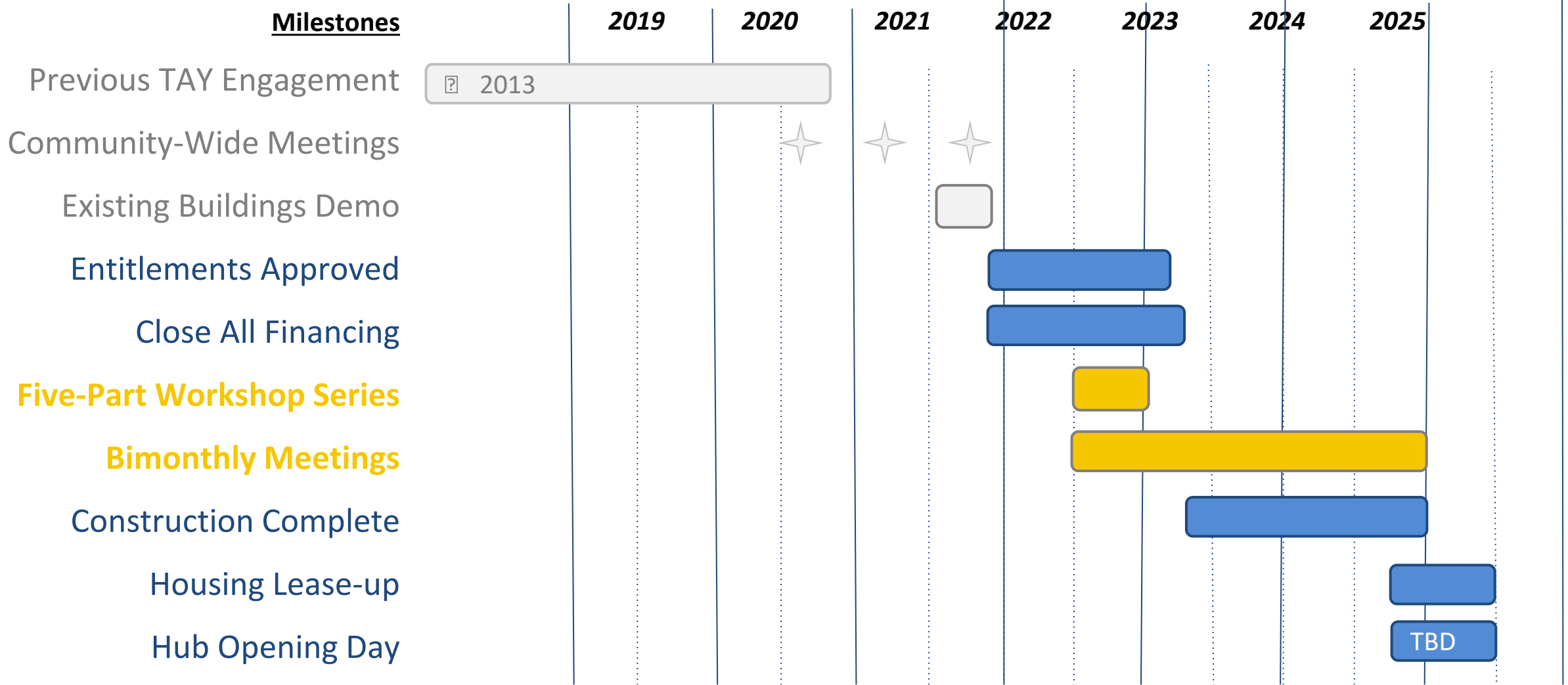
Meeting	Topic	Date
Workshop #1	Kick-Off	July 13, 2022
Workshop #2	Hub Design: Exterior	August 26, 2022
Workshop #3	Hub Design: Interior	Sept. 22, 2022
<b>Workshop #4</b>	<b>Hub Design: Art</b>	<b>Today</b>
Workshop #5	Housing	November

## Informal Bi-Monthly Meetings:

- Hosted by County staff (OSH & DFCS)
- Staff will share project updates and design questions
- Relaxed format for listening, discussion, and open Q&A
- First meeting to be scheduled in September



# Estimated Timeline



# Feedback & Design

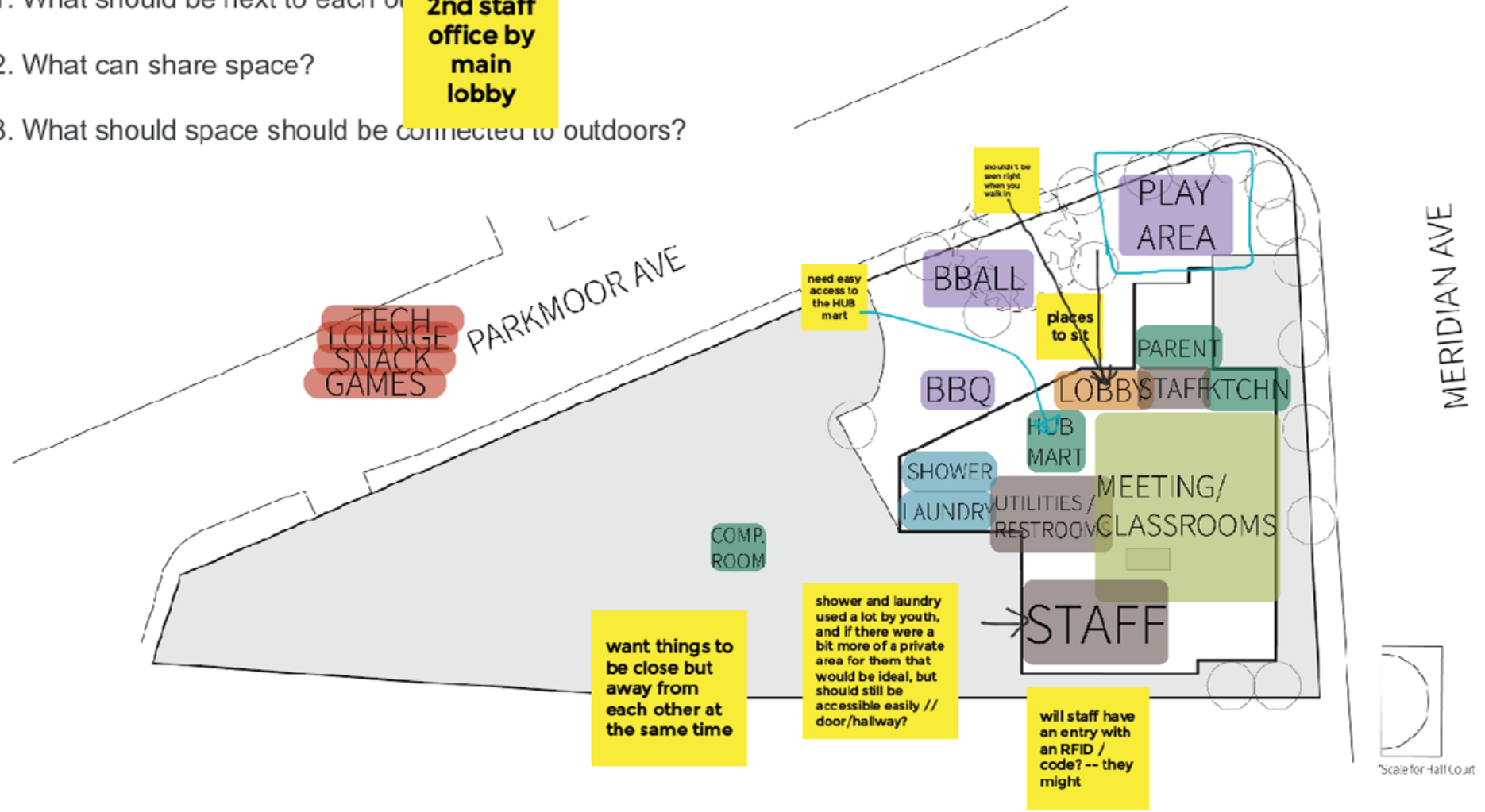
## Big Picture Feedback Themes

<p><b>Broad Range of TAY Community Stakeholders</b></p>	<ul style="list-style-type: none"> <li>• Include all foster youth community stakeholders, including current Hub users, Hub alumni, TAY service providers, and others within the TAY community</li> </ul>
<p><b>TAY-Centered Design, Programming, &amp; Services</b></p>	<ul style="list-style-type: none"> <li>• Resources for TAY parents (child supervision, playground, cooking &amp; parenting classes, First Five, etc.)</li> <li>• Space “to call your own”</li> </ul>
<p><b>Need for TAY Housing</b></p>	<ul style="list-style-type: none"> <li>• Set-aside units for TAY in permanent affordable housing projects</li> <li>• Connect housing units with THP+, Youth Homelessness Demonstration Program (YHDP), and other subsidy programs</li> </ul>
<p><b>Build Connection between New Hub and Housing</b></p>	<ul style="list-style-type: none"> <li>• Why is the new Hub co-located with housing?</li> <li>• Housing and Hub should feel like a community</li> </ul>
<p><b>Accessing Services and Programs at the New Hub</b></p>	<ul style="list-style-type: none"> <li>• Can TAY housing residents access the Hub and/or its services?</li> <li>• Expand and augment existing programs (desire for learning kitchen, maker space, social lounge, etc.)</li> </ul>

# Previous Feedback on Programming

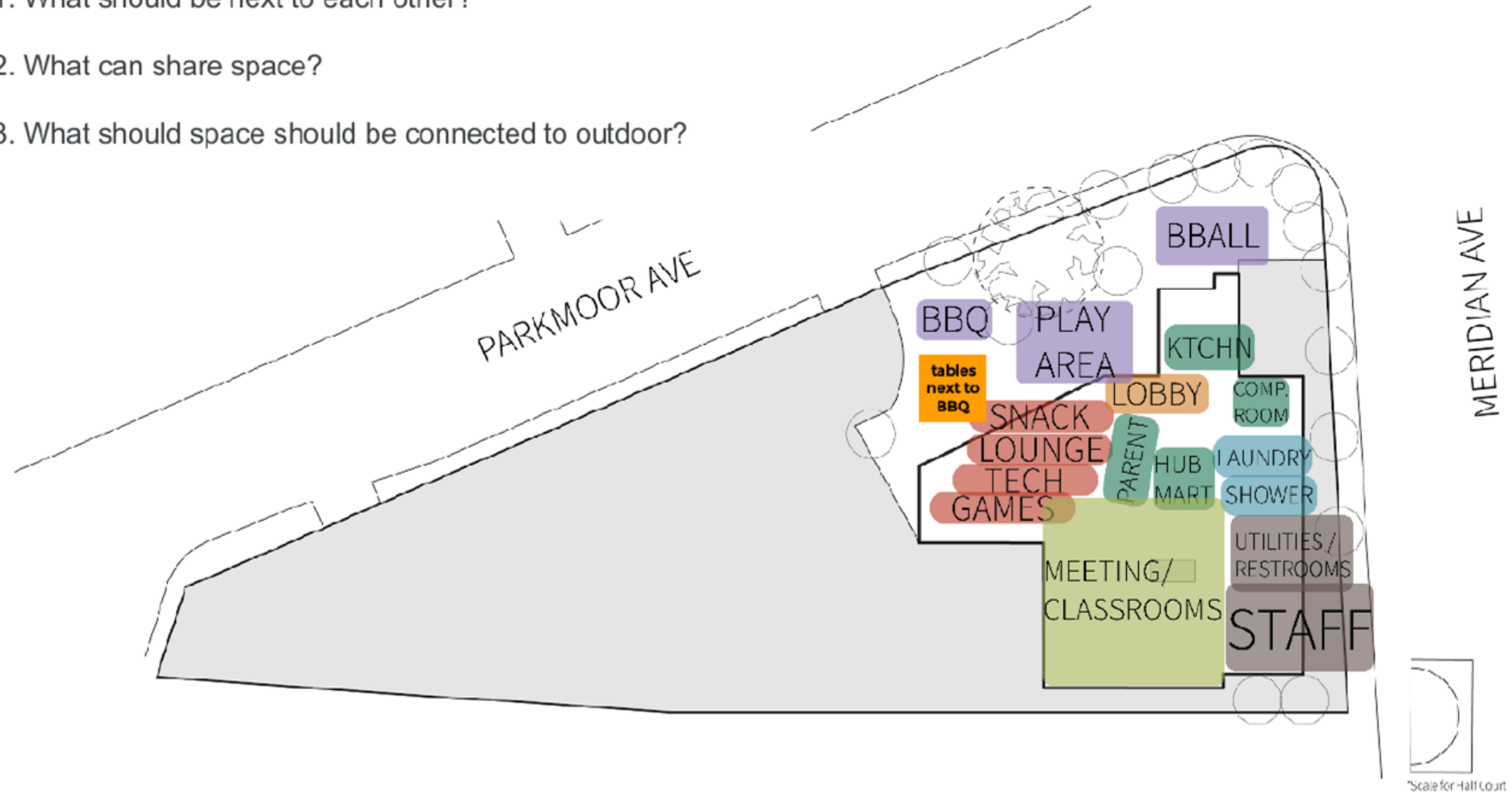
1. What should be next to each of
2. What can share space?
3. What should space should be connected to outdoors?

**2nd staff office by main lobby**



# Previous Feedback on Programming

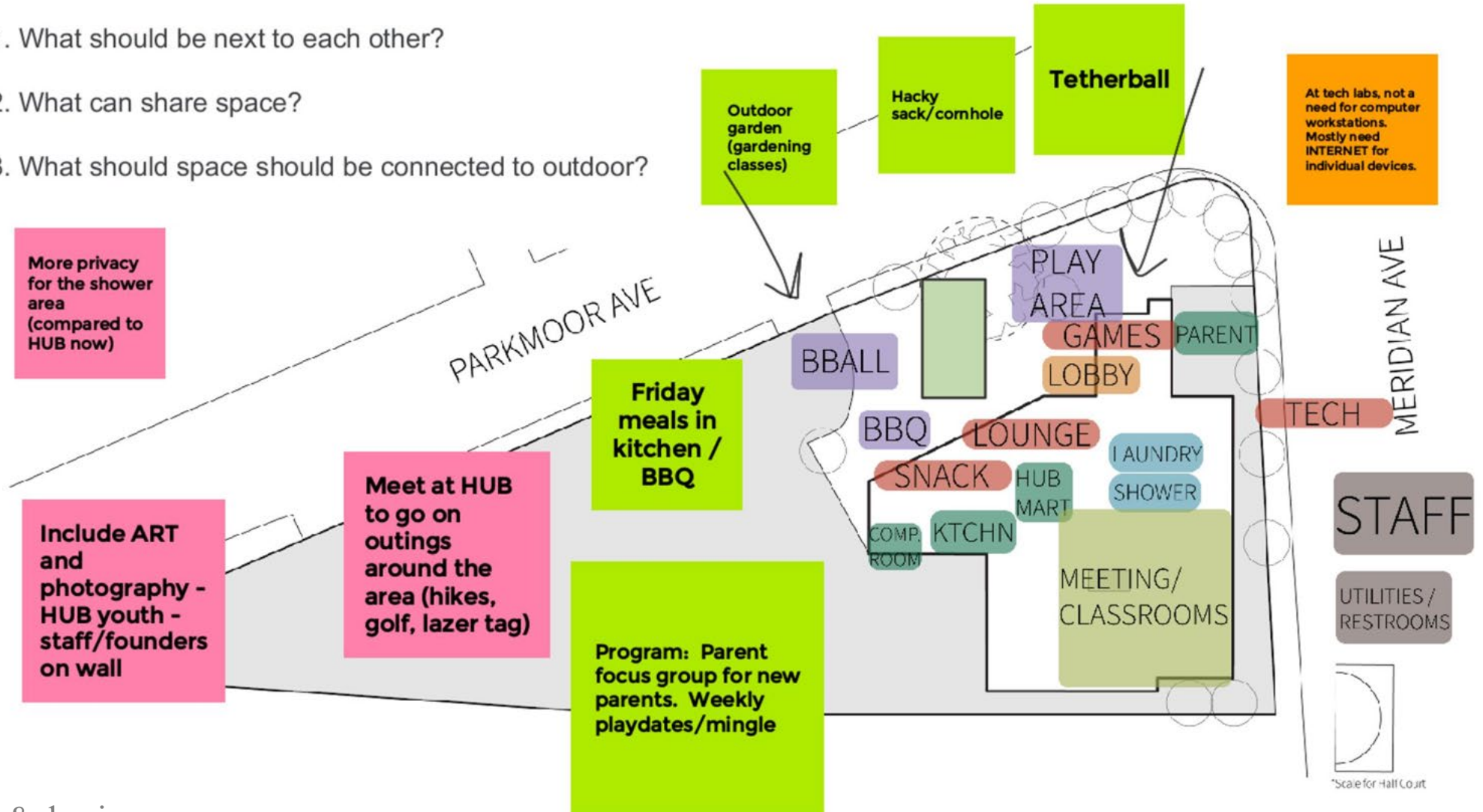
1. What should be next to each other?
2. What can share space?
3. What should space should be connected to outdoor?





# Previous Feedback on Programming

1. What should be next to each other?
2. What can share space?
3. What space should be connected to outdoor?



## Response to Comments from TAY Workshop #1 – 07.13.2022

<b>General Comments</b>	<ul style="list-style-type: none"><li>• Larger than the existing Hub</li><li>• Includes a centrally located lobby</li><li>• Space to celebrate youth accomplishments</li><li>• Fully accessible</li></ul>
<b>Aesthetics</b>	<ul style="list-style-type: none"><li>• Thoughtful, welcoming, and youth-centered</li><li>• Includes many murals</li></ul>
<b>Facilities</b>	<ul style="list-style-type: none"><li>• Large art room</li><li>• Multi-purpose classroom spaces useable for teaching, movies, and working out</li><li>• Workout room (flexible multi-use spaces)</li><li>• Large teaching kitchen</li><li>• Computer room</li><li>• More consulting rooms</li><li>• Decompression room</li><li>• Parent &amp; Child Room</li><li>• OYA Classroom</li><li>• Gaming area</li></ul>

## Response to Comments from TAY Workshop #1 – 07.13.2022

<b>Amenities</b>	<ul style="list-style-type: none"><li>• Two fully accessible showers</li><li>• More laundry machines</li><li>• More bathrooms</li></ul>
<b>Miscellaneous</b>	<ul style="list-style-type: none"><li>• Lockers for daily use</li><li>• Secure charging lockers</li><li>• Portable stage</li><li>• Medical van &amp; therapy room</li><li>• Recording studio (looking into partnerships)</li><li>• Tactile wall (need additional information)</li></ul>
<b>Outdoor space</b>	<ul style="list-style-type: none"><li>• Medical van</li><li>• More outdoor space</li><li>• Bike racks (meet County standards vs. lockers)</li></ul>

## Response to Comments from TAY Workshop #2 – 08.22.2022

<b>General Comments</b>	<ul style="list-style-type: none"><li>• Nature, native plants</li><li>• Great space for individuals with social anxiety or phobia about indoors</li><li>• Whole idea is amazing</li></ul>
<b>Activities</b>	<ul style="list-style-type: none"><li>• Place to study and clear my head</li><li>• Great place for my kids to run around and get fresh air</li><li>• Meditation space</li><li>• Crossfit and workout space</li><li>• Outdoor kitchen space with sink and bbq</li><li>• Tables, resting area and shade</li></ul>
<b>Suggestions</b>	<ul style="list-style-type: none"><li>• Flags for LGBTQ community</li><li>• Pool</li><li>• Place to use chalk</li><li>• Water fountains</li><li>• Shading tarps</li><li>• Speakers for music</li><li>• Furniture: picnic table and benches clear favorite</li><li>• Playground equipment: A and E clear winners</li></ul>

# Feedback from Workshop #3 Interiors: Ceiling Pattern

## Question 1a: Which Hub Main Space Design Concept do you like best?



shoreline and Cloud  
 shoreline  
 Shoreline. I like the colors  
 shoreline  
 this one  
 Shoreline  
 Shoreline - the colors and ceiling pattern are calming and welcoming. The sound absorption would be very helpful as well.

Cloud

Linear with the shoreline colors

HUB Youth/ Alumni

HUB Staff

Other HUB Stakeholders

Every detail from all three and put it all together  
 Keep ceiling colors light for a bright and airy feel  
 Love all the mixed colors. White can be sterile  
 Ceiling colors to the native plants that will be planted  
 Will the white get dirty with dust or will there be an air purification system?  
 All three - can't decide  
 Like all of the different areas for specific activities (art room, computer room, etc.). Makes it possible to have multiple activities running at the same time.



# Feedback from Workshop #3 Interiors: Floor Pattern



shoreline  
Shoreline  
shoreline  
Shoreline is very nice  
Shoreline

Cloud/Linear

Neither, I do like the concept of the bay though

HUB Youth/ Alumni

HUB Staff

Other HUB Stakeholders

# Feedback from Workshop #3 Interiors: Colors



A - room feels energetic, colors are vibrant but not too loud/distracting

**A**

**A**

Se has a nice feel to it. Not too vibrant or too dark. The colors look very gender neutral as well.

**A & C**

**A & c**

**Both is good**

Incorporate both A and C



**c.**

I like c

**A & C**

**C**

**C**

**A & c**

**Both is good**

Incorporate both A and C

**The  
(capital  
T) Hub**

**HUB Youth/ Alumni**

**Other HUB Stakeholders**

OYA Classroom should also have a podium

Incorporate OYA's logo

Green is a good calming concentration color, and blue is promoting.

Hub logo should go on the main space, black and gold logo color

Why not have the classrooms be the same color as the schools color? OYA's classroom (black and forest green)

Will Hub colors (black, gold, and white), and Hub logo be incorporated anyone.

Quote: The only thing you have to fear is fear itself

Quote: If you try you may fail, if you focus you may prevail

Add in HUB slogan in the main space: HUB Slogan "It all evolves around you(th)"

Slogan and logo at entry and prominent



# Feedback from Workshop #3 Interiors: General Comments

Question 5: We really want to design for you a HUB that feels welcoming, safe and comfortable! What else should we think about?



Career room could also be used to host on-site job fairs and recruitment events.

Second idea of the fenced off area just for children to pay in the child supervision room

**HUB Youth/ Alumni**

**HUB Staff**

**Other HUB Stakeholders**

Like the openness with the big windows to the outdoors and windows around the maker space

Privacy furniture gives a semi private area but still centrally located (semi-enclosed, partition)

Like the idea, like the design of each room, and like that the design is going to get an upgrade. Like that Hub clients and Hub staff is creating a new design.

Common area in the parent supervision area - kids who don't want to be around from parents, they can play and make friends in a fenced area way from parents

Want to see in HUB main space next to the entry - HUB alumni and youth achievements to be featured?

Individual spaces (like mini cubicles) for studying/reading/alone time

Green screen wall for virtual interview will be a great idea - in Career room, art room, conference room.

I like that all of the rooms have a different color scheme and design, giving them all a different feeling

Maybe a Mental Health "Calm Down Corner". An area we can go to where we can sit, relax, and maybe read an encouraging book



## Response to Comments from TAY Workshop #3 – 09.22.2022

### General Comments

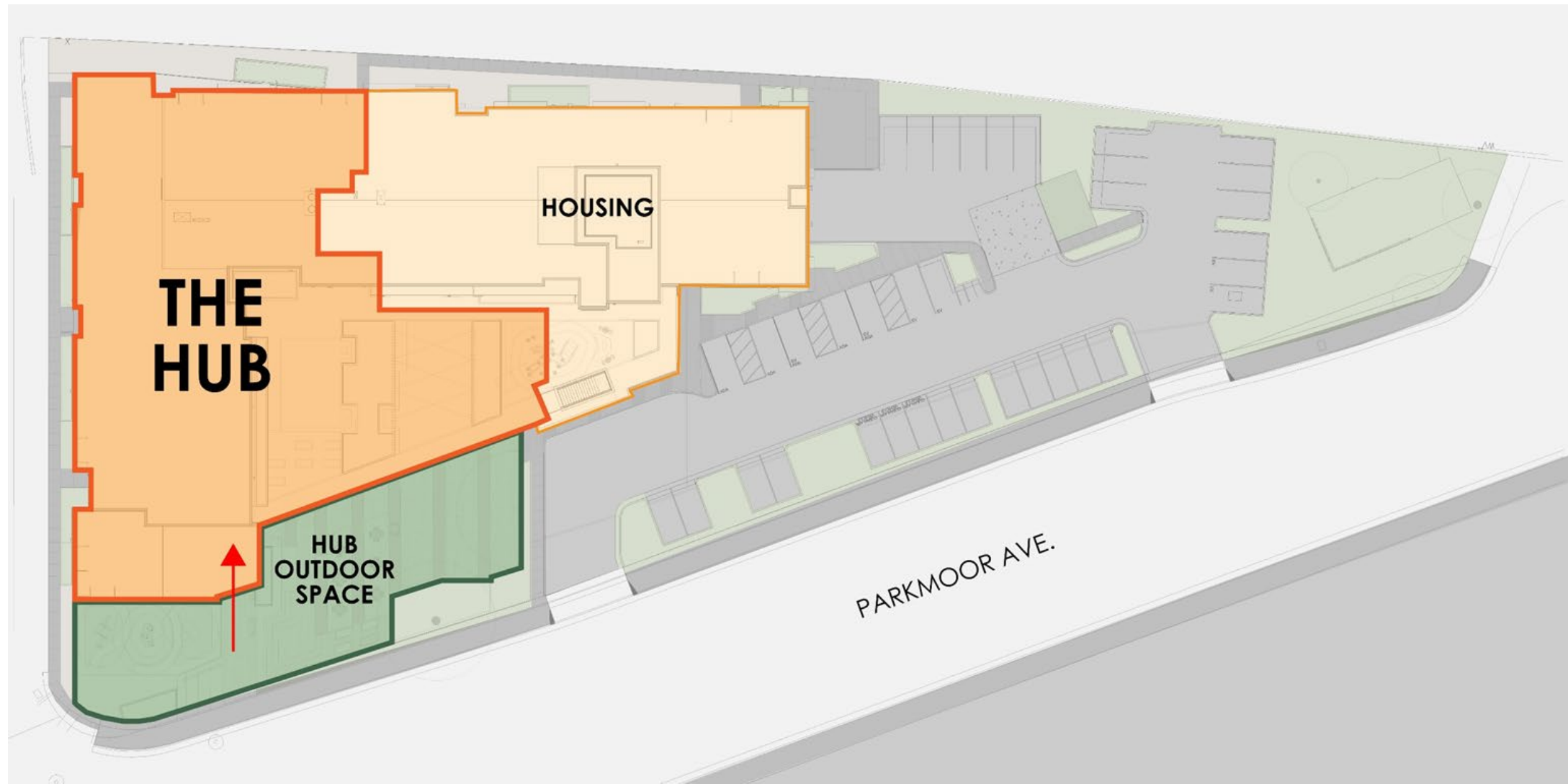
- Like the openness, large windows
- Like the design of each room, like that Hub clients and staff are creating a new design
- Private space for kids in parent supervision area to get away
- Place near entry for alumni and youth accomplishments to be featured
- Individual cubicle spaces for studying, reading, alone time
- Career room with green screen wall, host on-site job fairs and recruitment events
- Mental health “calm down corner”

# Project Background

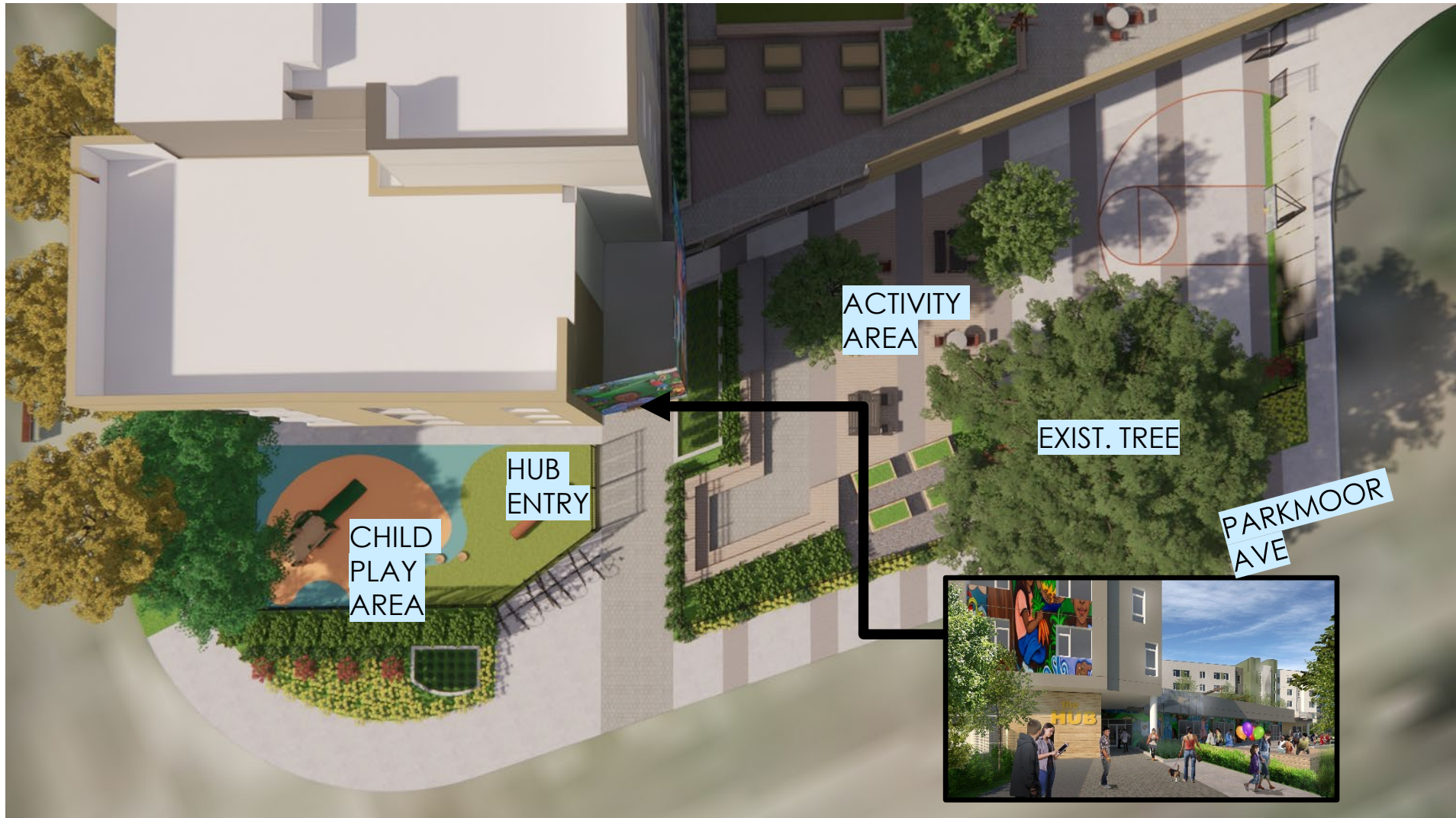


- The Hub Youth Center is a youth-led resource center which supports current and former foster youth;
- The current Hub space has not been meeting all the needs of its users
- The County began looking for a site to build a “forever home” for The Hub and acquired the Parkmoor site in 2017
- **This site is a unique opportunity to:**
  1. Design a customized space that represents Hub users and the TAY community
  2. Create affordable housing that is focused on TAY needs

# Site Plan



# HUB Outdoor Spaces





# HUB Entry



# ART Design Exercises

# Art Locations

#1 - Exterior HUB Art Mural

#2 - Exterior Building Art Mural

#3 - Interior HUB Art

#4 - Interior Signages (Signages for each room)

#5 - Building Metal Art (two locations)





## Art Location #1: HUB Entry Wall





## Art Location #2: Above Entry





## Art Location #3: HUB Main Space






## Art Location #3: HUB Main Space



## Art Location #4: Signage



# Art Location #5: Building Metal Art





# Today's Agenda



**Introductions**

**Icebreaker**

**Goals**

**Jamboard Session**

# Introductions



## **Lauryn Marshall**

Civic Design Studio

Visual Artist + Projects Manager

Meeting Facilitator Today



## **Tommy Wong, Founder**

Civic Design Studio

Culture, Art and Advanced Technologies

Award Winning Artist and Educator



## **Francisco Sanchez**

“Amend TDK”

Bay Area Mural Legend

Master Muralist and Educator

## Workshop #4: Art Goals

- 1. To get your ideas on artwork for the HUB**
- 2. To find out what visual elements you like for the art**
- 3. To see what themes are important to you**
- 4. To offer a youth art opportunity for the signage**



## Workshop #4: Art Questions

1. What are some important **IDEAS** to incorporate?
2. What visual **ELEMENTS** would you like to see in the art?
3. What **TYPES** of art appeal to you?
4. What **THEMES** are important to you?
5. Which option do you like for the art screens on the building?
6. Do you make art? Would you like to be involved in the signage art?
7. Do you have any other thoughts or suggestions for the art?

### Jamboard Link:

<https://jamboard.google.com/d/1CiWv5DjJuukBHiO9dVw5V8U8M6R3L5HSALq8GzNpFE8/edit?usp=sharing>

Q&A

# Meeting Guidelines

## Ask

**Using Chat, 'Q&A', or  
'Raise Hand' function**

*To submit questions during  
the discussion*

---

## Respect

**Others' experiences**

*And recognize the value  
of different perspectives*

## Share

**Your experiences**

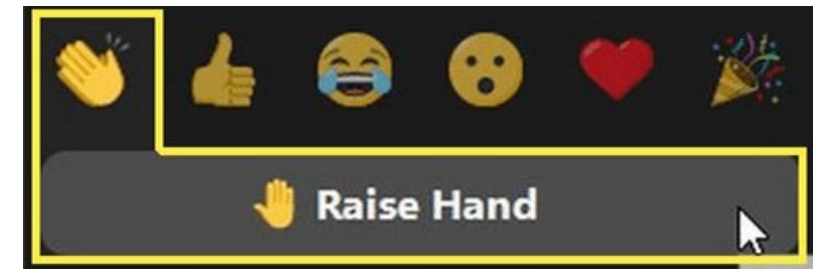
*We welcome your ideas*

---

## Smile

**And have fun**

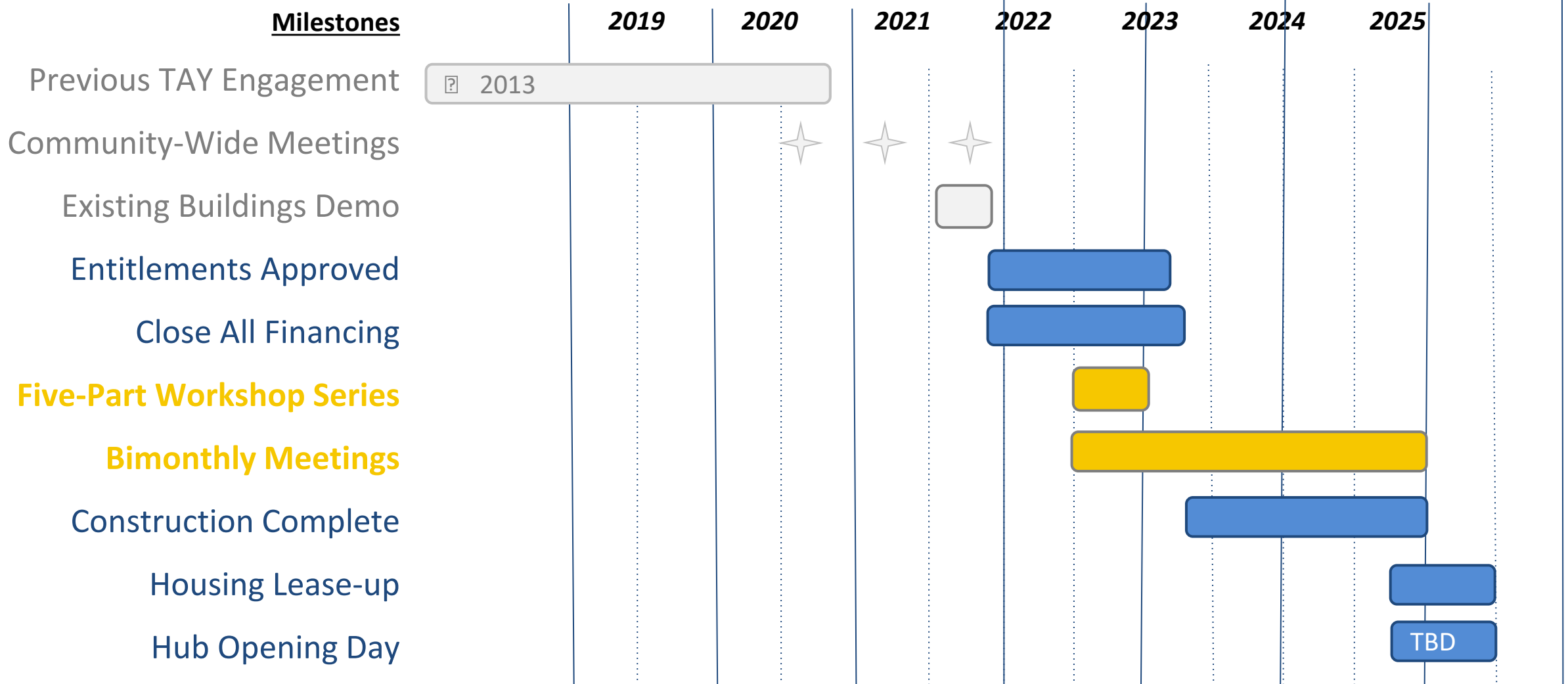
*We can't wait to hear  
from you!*



# Wrap Up & Next Steps



# Estimated Timeline



## Next Steps

### Stay Engaged!

- Sign up for the project's notification list (email & website below)
- Attend Workshop #5 – Housing, November Date TBD
- Attend informal bimonthly meetings to get the latest updates
- Email us with your questions and feedback to help us design the new Hub!

Project Email (Design & Notification List): [Parkmoor.Hub@abodeservices.org](mailto:Parkmoor.Hub@abodeservices.org)

County Email (Direct): [Andrew.Barnes@hhs.sccgov.org](mailto:Andrew.Barnes@hhs.sccgov.org)

Project Website: <https://www.abodeservices.org/parkmoor-hub>

# Thank you!

Project Email (Design & Notification List): [Parkmoor.Hub@abodeservices.org](mailto:Parkmoor.Hub@abodeservices.org)

County Email (Direct): [Andrew.Barnes@hhs.sccgov.org](mailto:Andrew.Barnes@hhs.sccgov.org)

Project Website: <https://www.abodeservices.org/parkmoor-hub>